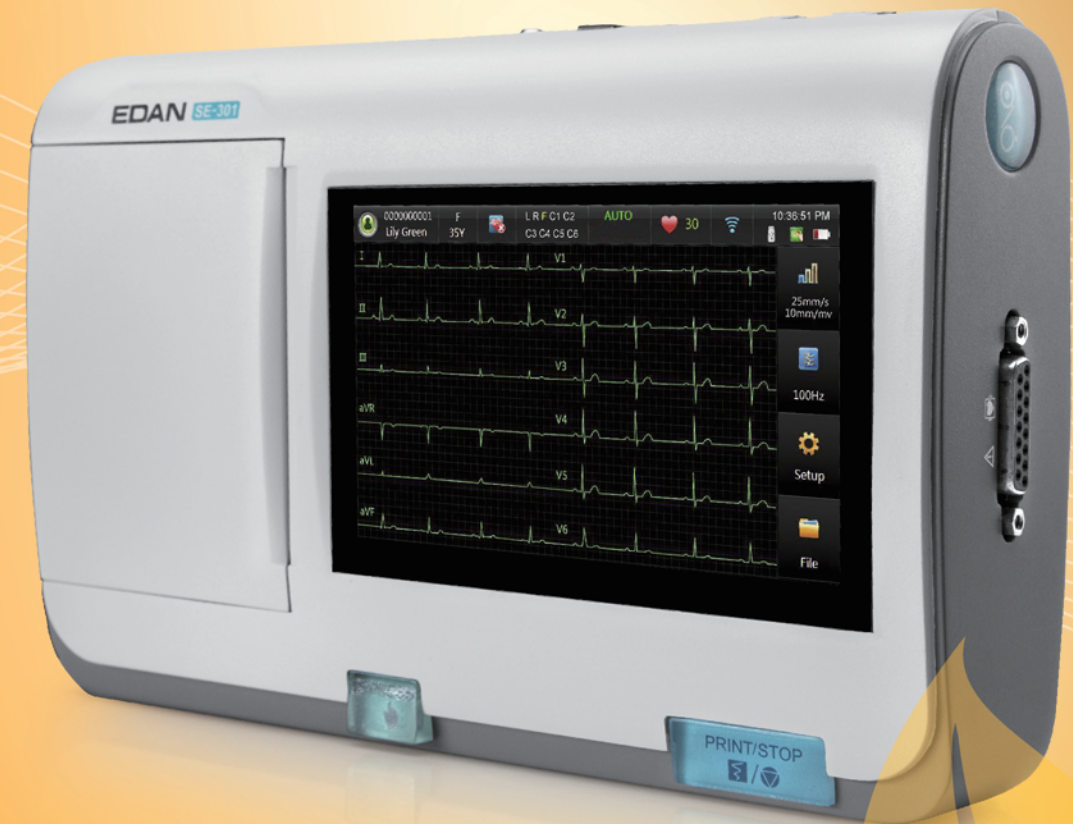


SE-301

3-Channel ECG



SE-301
3-Channel ECG



About Edan

Edan is a healthcare company dedicated to improving the human condition around the world by delivering value-driven, innovative and high-quality medical products and services. For over 20 years, Edan has been pioneering a comprehensive line of medical solutions that address a broad range of healthcare practices including:

- Diagnostic ECG
- Patient Monitoring
- OB/GYN
- Ultrasound Imaging
- Point-of-Care Testing
- In-Vitro Diagnostics
- Veterinary

Healthcare professionals around the world depend on Edan's breakthrough medical technologies and outstanding customer support.



Edan Instruments, Inc. | 3/F-B, Nanshan Medical Equipments Park,
1019# Nanhai Rd., Shenzhen | 518067 P.R. China
+86.755.26898326 | www.edan.com.cn | info@edan.com.cn



ENG-ECG-SE-301-V1.0-20151013

© 2015 Edan Instruments, Inc. All rights reserved. Features and specifications are subject to change without prior notice. No reproduction, copy or transmission may be made without written permission.



SE-301

3-Channel ECG


SE-301 is the new generation 3-channel ECG, which incorporates the benefits of the advanced technology and innovative design in an extremely compact and lightweight device. It is specifically developed for those who pursue superb portability without compromising on the quality for mobile environments. A variety of fantastic features are embodied in an amazing small body, making it more than just a 3-Channel ECG.



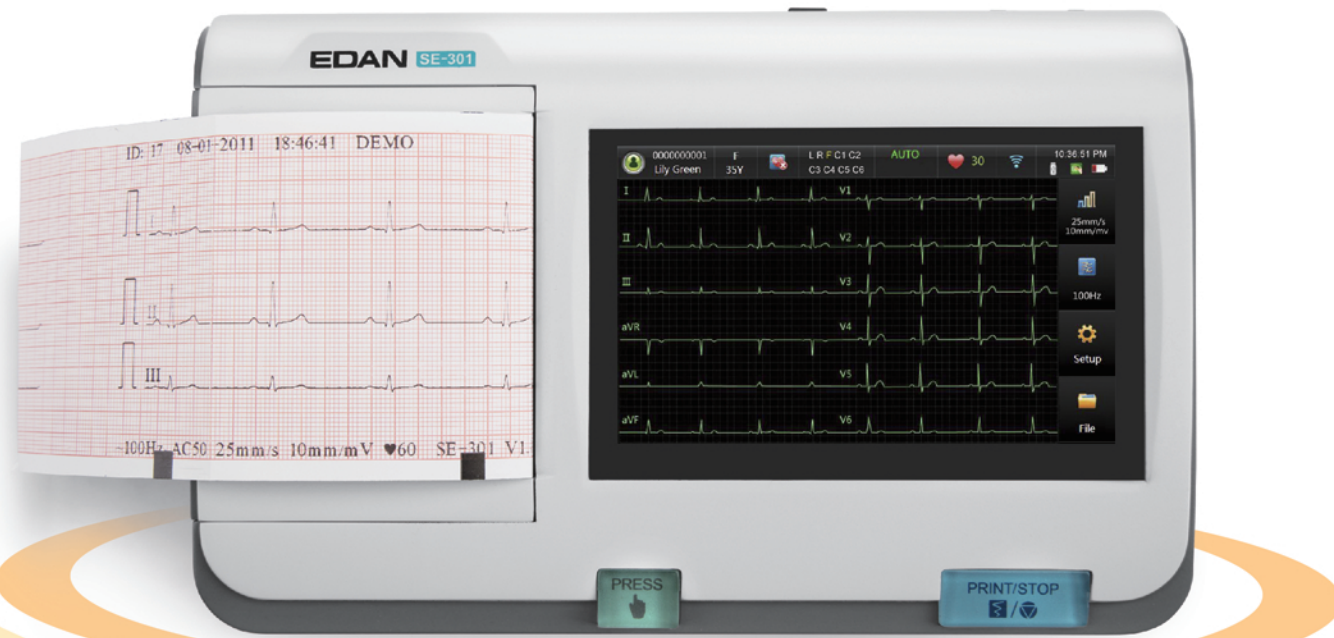
Less than 1 kg



Full-touch Operation



One-button Operation



Convenient Information Communication

Powerful External Device Support

SE-301 arms with two USB ports and one microSD card slot, which extends its capability by supporting various external devices such as barcode scanner, external printer, USB Memory Drive as well as microSD card.

Bi-directional Communication with Data Management System

Via the LAN or optional built-in Wi-Fi, SE-301 is able to receive orders from SE-1515 Data Management System and transmit ECG reports back to have further analysis, editing, saving or printing.

Multi-format Report (Optional)

SE-301 is able to export ECG reports in standard PDF format and optional SCP, XML and DICOM format, which offers you greater capability in integrating the ECGs into different data management systems.



All for a reliable result

CMRR

A high Common Mode Rejection Ratio up to 140dB restrains signal noises to the greatest extent, thus offers you traces with excellent quality.

Bandwidth

A wide bandwidth from 0.01 to 300 Hz guarantees the accuracy of the ECG signal as well as the interpretation especially for pediatric patients.

Sampling Rate

The leading sampling rate as high as 16,000 Hz aims at capturing all the details to generate precise result.

Signal Quality Detection

By showing different colors to indicate normal, poor or missing signals, this function helps you to identify the signal quality even at a glance.

Reliable SEMIP® ECG Algorithm

SEMIP® ECG algorithm offers you an accurate and reliable reference to maximize clinicians' confidence in making diagnosis.